







## 6 SERIES: 6.3+ K

<http://tiny.cc/6seriesEN>

 MAX LIFTING CAPACITY <b>1120</b> kg	 ENGINE POWER <b>25</b> hp	 SPEED <b>9</b> km/h	 FLOW RATE <b>50</b> l/min	 LIFT HEIGHT <b>2,92</b> m
--	--	--	--	--



**ACI**  
ATTACHMENT  
CONTROL  
INTERFACE



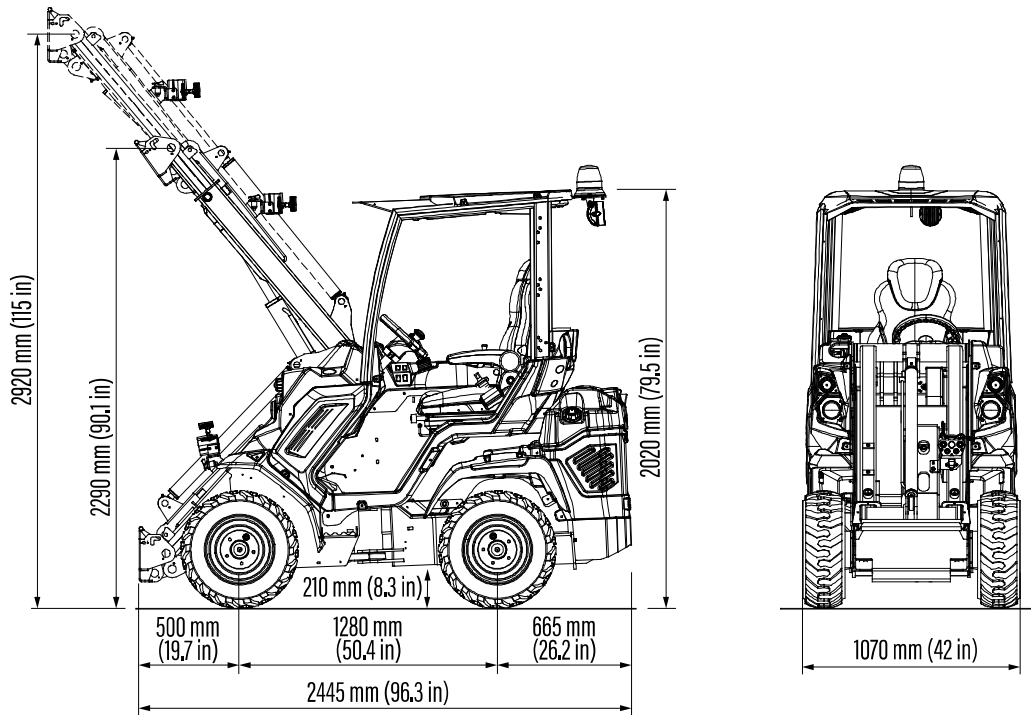
Model	6.3+ K
Engine	Kubota D1305 - 3 cylinder - 1261 cc.
Emission Standard	Stage V and Tier 4 Final
Power (Iso Gross) / Torque	25 HP / 85 Nm @ 1700 rpm
Fuel	Diesel
Transmission	Hydrostatic
Drive speed (max.) <sup>(1)</sup>	9 km/h (5.6 mph)
Aux. hydraulics oil flow	50 l/min (13.2 GPM)
Max. lifting height	2,92 m (115 in)
Tipping load, max. <sup>(2)</sup>	1400 kg (3086 lbs)
Lifting capacity straight, max. <sup>(3)</sup>	1120 kg (2469 lbs)
Breakout force / 50 cm	1400 kg (3086 lbs)
Pushing force (c)	1690 kgf (1690 kp)
Average ground pressure (w/standard tires)	1022 kg/m <sup>2</sup> (209 lbs/sqft)
Turning radius: inside/outside	905/2020 mm (35.6/79.5 in)
Standard tires (Tractor profile)	23X8.50-12
Weight	1400 kg (3090 lbs)
Product Code	C961015

<sup>(1)</sup> Maximum speed that can be achieved with the largest diameter tires available, on a flat surface and machine without attachments.

<sup>(2)</sup> Tipping limit, when the machine is straight, with rear weights and boom lifted just off the ground. Weight of attachment included.

<sup>(3)</sup> Maximum load that can be lifted just off the ground when the machine is straight and with rear weights. Weight of attachment is included.

Note: Refer to the Operator's manual for the comprehensive load diagram.



Tires size	Height	Width
23X8.50-12	2020 mm (79.5 in)	1070 mm (42 in)
23X10.50-12 ET-25	2020 mm (79.5 in)	1130 mm (44.5 in)
26X12.00-12 ET-50	2040 mm (80.3 in)	1280 mm (50.4 in)
27X8.50-15	2080 mm (81.9 in)	1070 mm (42 in)
27X10.50-15	2080 mm (81.9 in)	1150 mm (45.3 in)

## FEATURES

- Kubota D1305 (25 HP), big block, 3 cylinder, diesel engine, water cooled, electric start, glow plug
- Stage V and Tier 4 Final compliant engine
- Unbreakable Body Panels
- Hi-Flow system
- DBS (Dynamic Block System)
- ACI with Multi-functions joystick (22 functions)
- Hydraulically pilot operated variable displacement drive pump
- Self-levelling double-H telescopic boom
- Self-locking multi-disk parking brake
- Hydraulic oil cooler
- Hydraulic multiconnector
- Radial Piston high efficiency and heavy duty wheel motors
- 4WD hydrostatic Direct Drive motors, proportional servo control
- ROPS-FOPS Level I
- LCD graphic display with programmed service
- 2 front working light
- Ergonomic full adjustable suspension seated heated seat with armrests and seat belt