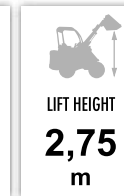
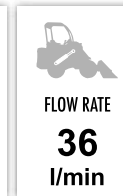

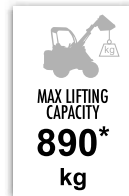


4 - 5 SERIES: 4.2 K - 5.2 K

<http://tiny.cc/4seriesEN>


(*) 5.2 K



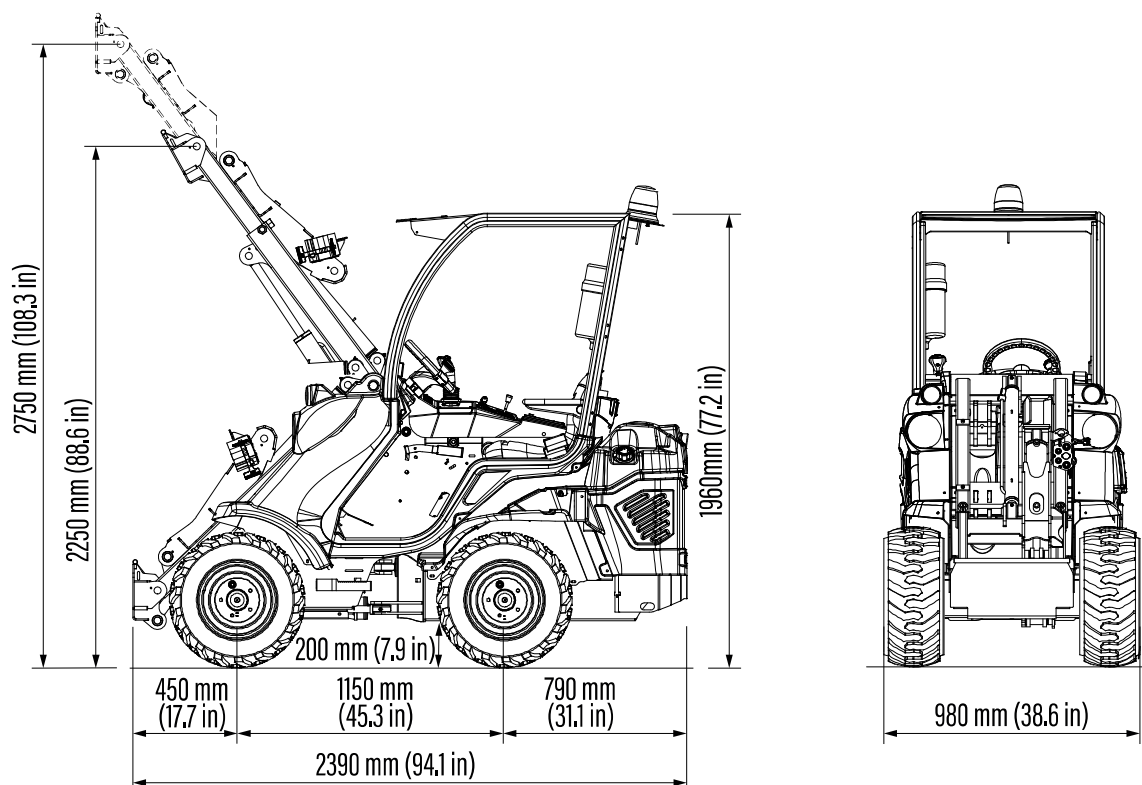
Model	4.2 K	5.2 K
Engine	Kubota D722 - 3 cyl. - 719 cc.	Kubota D902 - 3 cyl. - 898 cc.
Emission Standard	Stage V and Tier 4 Final	
Power (Iso Gross) / Torque	20 HP / 45.8 Nm @ 2600 rpm	25 HP / 55 Nm @ 2400 rpm
Fuel	Diesel	
Transmission	Hydrostatic	
Drive speed (max.) ⁽¹⁾	14 km/h (8.7 mph)	
Aux. hydraulics oil flow	36 l/min (9.5 GPM)	
Max. lifting height	2,75 m (108 in)	
Tipping load, max. ⁽²⁾	1100 kg (2425 lbs)	1110 kg (2447 lbs)
Lifting capacity straight, max. ⁽³⁾	880 kg (1940 lbs)	890 kg (1962 lbs)
Breakout force / 50 cm (19.7 in)	800 kg (1764 lbs)	
Pushing force (c)	900 kgf (900 kp)	
Average ground pressure (w/standard tires)	878 kg/m ² (180 lbs/sqft)	905 kg/m ² (185 lbs/sqft)
Turning radius: inside/outside	890/1890 mm (35/74.4 in)	
Standard tires (Tractor profile)	23x8.50-12	
Weight	990 kg (2190 lbs)	1020 kg (2250 lbs)
Product Code	C944001	C977017

⁽¹⁾ Maximum speed that can be achieved with the largest diameter tires available, on a flat surface and machine without attachments.

⁽²⁾ Tipping limit, when the machine is straight, with rear weights and boom lifted just off the ground. Weight of attachment included.

⁽³⁾ Maximum load that can be lifted just off the ground when the machine is straight and with rear weights. Weight of attachment is included.

Note: Refer to the Operator's manual for the comprehensive load diagram.



Tires size	Height	Width
23x8.50-12	1960 mm (77.2 in)	980 mm (38.6 in)
23x10.50-12 ET-25	1960 mm (77.2 in)	1090 mm (42.9 in)
27x8.50-15	2010 mm (79.1 in)	1000 mm (39.4 in)
26x12.00-12 ET-50	1998 mm (78.6 in)	1200 mm (47.2 in)

FEATURES

- Kubota D722, 3 cyl. - 719 cc. or Kubota D902, 3 cyl. - 898 cc diesel engine, water cooled, electric start, glow plug
- Stage V and Tier 4 Final compliant engine
- Unbreakable Body Panels
- Hydraulic oil cooler
- Hydraulically pilot operated variable displacement drive pump
- Hydraulic multiconnector
- Double-H telescopic boom (only for 5.2 K with self-levelling)
- 4-functions joystick
- ROPS-FOPS Level I
- LCD graphic display with programmed service
- 4WD hydrostatic Direct Drive motors, proportional servo control
- 2 front working light
- Ergonomic heated seat with armrests and seat belt, adjustable position
- Mechanical parking brake
- High efficiency wheel motors
- Dynamic Block System (DBS) (5.2 K only)